



**iFOUR LIMITED**

四端資訊科技有限公司

**College of Ophthalmologists of Hong Kong ePortfolio  
Trainee User Manual**

**By iFour Limited**

## Table of Content

TABLE OF CONTENT .....	2
<b>1 GENERAL.....</b>	<b>3</b>
1.1 LANGUAGE.....	3
1.2 SUPPORTED BROWSER.....	3
1.3 BUTTON .....	3
<b>2 ACCESS TO THE SYSTEM .....</b>	<b>4</b>
2.1 LOGIN TO THE SYSTEM.....	4
2.2 LOGOUT FROM THE SYSTEM.....	5
<b>3 CHANGE PASSWORD.....</b>	<b>6</b>
<b>4 FORGOT PASSWORD .....</b>	<b>7</b>
<b>5 PROFILE .....</b>	<b>8</b>
<b>6 TRAINING LOG BOOK .....</b>	<b>10</b>
6.1 TRAINING EXPERIENCE.....	10
6.2 SURGICAL RECORDS .....	11
6.2.1 OPERATION SUMMARY .....	12
6.3 SIMULATED SURGICAL TRAINING.....	13
6.4 ACTIVE ASSESSMENTS .....	14
6.5 EXAMINATIONS .....	15
6.5.1 APPLY FOR EXEMPTION .....	16
6.6 POSTS .....	17
6.7 COURSES, MEETINGS AND WORKSHOPS .....	18
6.8 RESEARCH PROJECTS .....	19
6.9 AUDIT ACTIVITIES .....	20
6.10 PRESENTATIONS .....	21
6.11 PUBLICATIONS .....	22
6.12 TEACHING EXPERIENCES .....	23
6.13 MEMBERSHIP.....	24
6.14 LEAVE RECORDS.....	25
<b>7 EXAMINATION/APPLICATION .....</b>	<b>26</b>
7.1 PART A EXAMINATION.....	26
7.1.1 APPLICATION ENQUIRY.....	27
7.2 PART B EXAMINATION .....	28
7.2.1 APPLICATION ENQUIRY.....	30
7.3 HIGH TRAINING APPLICATION .....	31
7.3.1 APPLICATION ENQUIRY.....	32
7.4 PART C EXAMINATION .....	33
7.4.1 APPLICATION ENQUIRY.....	35
7.5 PART D EXAMINATION.....	36
7.5.1 APPLICATION ENQUIRY.....	37

# 1 General

## 1.1 Language





System interface as well as error and warning messages are in English.

## 1.2 Supported Browser

System works properly under Microsoft Edge 102.x or above, Firefox 101.x or above, Chrome 102.x or above and Safari 15.x or above.

## 1.3 Button

There are buttons to facilitate the operation. They are designed for special actions. The following table explains the functionality of each button.

Button	Description
Add	Go to the dedicated page for record creation.
	Go to the dedicated page for updating the selected record.
Cancel	Cancel the current action and go back to the previous screen.
	Delete the selected records. User confirmation is required. Screen will be refreshed upon completion.
Reset	Undo the applied change(s).
Save	Save the applied changes. Validation will be applied when record saving.
Submit	Submit the inputted information. Validation will be applied when submission.
	Only applicable in the training log book – quick access. It collapses the quick access action.
	Only applicable in the training log book – quick access. It expands the quick access action.

## 2 Access to the System

### 2.1 Login to the System

System is limited to the authorized person. User account will be granted to each authorized person. Login procedure is required for authentication.



**Member Login**

Email

Password

**Login**

[Forgot Password](#)

Email: cohk@netvigator.com  
© 2022 College of Ophthalmologists of Hong Kong | All Rights Reserved

#### Steps

1. Input the Email and Password.
2. Press <Login>.
3. It goes to Profile after successful login.
4. User Name and last login date and time will be indicated at the top right hand corner.

#### Notes

1. Only active user account can access to the system.
2. Error message will be displayed for failed login attempt.

#### Special buttons

Button	Description
Login	<ul style="list-style-type: none"> <li>➤ It triggers the login procedure.</li> <li>➤ Error message will be displayed for failed login attempt.</li> </ul>

## 2.2 Logout from the System

Due to security reason, user is recommended to logout from the system when not using it.

The screenshot shows the user profile page for Alan YUNG. The header includes the logo of the College of Ophthalmologists of Hong Kong and the user's name and last login time. The navigation bar has options for Profile, Training Log Book, and Examination / Application. The main content area is divided into two sections: Personal particular and Address information.

**Personal particular**

Type	Basic Trainee	Status	Active
Basic Training Start Date	01/01/2022	Higher Training Start Date	(dd/mm/yyyy)
Resignation Date (optional)	(dd/mm/yyyy)	Record Update Control	<input type="radio"/> Yes <input checked="" type="radio"/> No

Only records of the last 12 months can be inputted.

**Address information**

Surname in English	YUNG	Given Name in English	Alan
Name in Chinese (optional)	翁亞倫	Gender	<input checked="" type="radio"/> Male <input type="radio"/> Female
HKID / Passport No.	<input checked="" type="radio"/> HKID: A123456(3) <input type="radio"/> Passport	MCHK NO.	M9001
Corresponding Address	<input checked="" type="radio"/> Home <input type="radio"/> Office		
Home Address	3/F, 111 King's Road		
	North Point		
	Hong Kong		

### Steps

1. <Logout> locates at the top right-hand corner.
2. Press <Logout>.

### Notes

1. System goes back to the login screen after logout.

### Special button

Button	Description
Logout	<ul style="list-style-type: none"> <li>➤ It triggers the logout procedure upon user confirmation.</li> <li>➤ System goes back to the login screen.</li> </ul>

### 3 Change Password

香港眼科醫學院  
College of Ophthalmologists of Hong Kong

Welcome YUNG, Alan, Last Login: 07 Jun 2023 14:58  
Change Password Logout

Profile Training Log Book Examination / Application

#### Change Password

Old Password

New Password

Confirm Password

Cancel Submit

Email: cohk@nelvigator.com  
© 2022 College of Ophthalmologists of Hong Kong | All Rights Reserved

#### Steps

1. “Change Password” locates before <Logout>.
2. Input the current Password, new Password and the confirmed Password.
3. Press <Submit>.

#### Notes

1. Validation will be applied. Appropriate error/warning message will be prompted when necessary.
2. New password must fulfill the password policy.

## 4 Forgot Password



**Forgot Password**

Email Address

Instruction for reset the password will be sent to the registered email address.

Email: cohk@netvigator.com  
© 2022 College of Ophthalmologists of Hong Kong | All Rights Reserved


### Steps

1. Click on the “Forgot Password” from the login page.
2. Input the registered email address.
3. Press <Submit>.

### Notes

1. Validation will be applied. Appropriate error/warning message will be prompted when necessary.
2. URL to reset the password will be sent to the registered email.

## 5 Profile



香港眼科醫學院  
College of Ophthalmologists of Hong Kong

Welcome YUNG, Alan, Last Login: 07 Jun 2023 12:25

[Change Password](#) [Logout](#)

Profile Training Log Book Examination / Application

### Personal particular

<p><b>Type</b> <input type="text" value="Basic Trainee"/></p> <p><b>Basic Training Start Date</b> <input type="text" value="01/01/2022"/></p> <p><b>Resignation Date (optional)</b> <input type="text" value="(dd/mm/yyyy)"/></p>	<p><b>Status</b> <input type="text" value="Active"/></p> <p><b>Higher Training Start Date</b> <input type="text" value="(dd/mm/yyyy)"/></p> <p><b>Record Update Control</b> <input type="radio"/> Yes <input checked="" type="radio"/> No <small>Only records of the last 12 months can be inputted.</small></p>
---	--

---

<p><b>Surname in English</b> <input type="text" value="YUNG"/></p> <p><b>Name in Chinese (optional)</b> <input type="text" value="龔亞倫"/></p> <p><b>HKID / Passport No.</b> <input type="radio"/> HKID <input type="text" value="A123456(3)"/> <input type="radio"/> Passport <input type="text"/></p> <p><b>Corresponding Address</b> <input type="radio"/> Home <input type="radio"/> Office</p> <p><b>Home Address</b> <input type="text" value="3/F, 111 King's Road"/> <input type="text" value="North Point"/> <input type="text" value="Hong Kong"/></p> <p><b>Home Telephone No. (optional)</b> <input type="text"/></p> <p><b>Mobile No.</b> <input type="text" value="55443322"/></p> <p><b>Parent Hospital</b> <input type="text" value="Kowloon East Cluster"/></p> <p><b>Office Address</b> <input type="text" value="Hong Kong Eye Hospital"/> <input type="text"/> <input type="text"/></p> <p><b>Office Telephone No.</b> <input type="text" value="22334455"/></p> <p><b>Pager No. (optional)</b> <input type="text"/></p>	<p><b>Given Name in English</b> <input type="text" value="Alan"/></p> <p><b>Gender</b> <input checked="" type="radio"/> Male <input type="radio"/> Female</p> <p><b>MCHK NO.</b> <input type="text" value="M9001"/></p> <p><b>Home Fax (optional)</b> <input type="text"/></p> <p><b>Email Address</b> <input type="text" value="carmaniam+cohk@i4deas.com"/></p> <p><b>Current Position</b> <input type="text" value="Resident"/></p> <p><b>Office Fax(optional)</b> <input type="text"/></p>
--	--

Reset Save

### Employment History before Commencement of Basic Ophthalmology Training

Start Date	End Date	Hospital	Position Held	Specialty
01/01/2020	31/12/2020	Hong Kong East Cluster	Sr.	

[Add](#)

### Academic Qualifications

Medical School	Medical Degree	Awarding Date
No Data		



### Professional Qualifications

Qualification	Passing Examination Date/Awarding Date
No Data	

Email: cohk@netvigator.com

© 2022 College of Ophthalmologists of Hong Kong | All Rights Reserved

### Steps


1. Select "Profile" from the menu.
2. Contact information can be updated when necessary.
3. Update contact information
  - a. Input the desired information.
  - b. Press <Save>.
4. Employment history before commencement of basic training can be provided as appropriate.
5. Add record
  - a. Press <Add>.
  - b. It goes to the blank page for data input.
  - c. Input the mandatory information.
  - d. Press <Submit>.
6. Edit a record
  - a. Press  in front of the desired record.
  - b. It goes to the edit page.
  - c. Apply the necessary change(s).
  - d. Press <Save>.
7. Delete a record
  - a. Press  at the end of the desired record.
  - b. Record will be deleted upon user confirmation.

### Notes

1. Validation will be applied. Appropriate error/warning message will be prompted when necessary.

## 6 Training Log Book

### 6.1 Training Experience



香港眼科醫學院  
College of Ophthalmologists of Hong Kong

Welcome YUNG, Alan, Last Login: 07 Jun 2023 12:56

Change Password Logout

Profile
Training Log Book ▾
Examination / Application ▾

#### Training Log Book

Type:	Basic Trainee	MCHK No.:	M9001
English Name:	YUNG Alan	Chinese Name:	翁亞倫
Parent Hospital:	Kowloon East Cluster	Current Position:	Resident

Quick Access

Training Experience
Surgical Records
Simulated Surgical Training
Active Assessment
Examinations
▲

Posts
Courses, Meetings and Workshops
Research Projects
Audit Activities
Presentations
Publications

Teaching Experiences
Membership
Leave Records

#### Posts held during Basic Training

Start Date	End Date	Training Center	Core Area	Trainer	Logbook Checking
01/01/2022	31/12/2022	Kowloon East Cluster	General	CHAN, Mars	✔
01/01/2023	31/12/2023	Kowloon East Cluster	Glaucoma	CHAN, Mars	

Email: cohk@netvigator.com  
© 2022 College of Ophthalmologists of Hong Kong | All Rights Reserved

▲



#### Steps

1. Select “Training Log Book – Training Experience” from the menu.
2. Available records will be listed for reference.
3. Section Quick Access is the shortcuts to the corresponding menus. It will be shown throughout the log book.
4. ✔ will be indicated if the logbook checking has been completed.

## 6.2 Surgical Records

The screenshot displays the user interface for a trainee. At the top, there is a red header bar. Below it, the logo of the College of Ophthalmologists of Hong Kong is on the left, and the user's name 'Welcome Yung, Alan' and last login time '06 Jun 2023 17:52' are on the right. A navigation bar contains 'Profile', 'Training Log Book', and 'Examination / Application'. The 'Training Log Book' section is active, showing a table with user details: Type (Basic Trainee), English Name (Yung Alan), Parent Hospital (Kowloon East Cluster), MCHK No. (M9001), Chinese Name (龔亞倫), and Current Position (Resident). Below this is a 'Quick Access' menu with options: Training Experience, **Surgical Records**, Simulated Surgical Training, Active Assessment, and Examinations. The 'Surgical Records' section is expanded, showing a filter for '2023' and a table of records. The table has columns for Date, Category, Diagnosis, and Operation. One record is listed: 06/02/2023, Glaucoma, POAG, Trab (penetrating). An 'Add' button is visible below the table. At the bottom, there is a footer with contact information and copyright notice.


### Steps

1. Select “Training Log Book – Surgical Records” from the menu.
2. Default training period is the current year.
3. Records will be listed according to the selected training period.
4. Add record
  - a. Press <Add>.
  - b. It goes to the blank page for data input.
  - c. Input the mandatory information.
  - d. Press <Submit>.
5. Edit a record
  - a. Press  in front of the desired record.
  - b. It goes to the edit page.
  - c. Apply the necessary change(s).
  - d. Press <Save>.
6. Delete a record
  - a. Press  at the end of the desired record.
  - b. Record will be deleted upon user confirmation.

### Notes

1. Validation will be applied. Appropriate error/warning message will be prompted when necessary.

## 6.2.1 Operation Summary



香港眼科醫學院  
The College of Ophthalmologists of Hong Kong

Welcome YUNG, Alan, Last Login: 21 Jun 2023 10:46

Change Password Logout

[Profile](#) | [Training Log Book](#) | [Examination / Application](#)

### Training Log Book

Type:	Higher Trainee	MCHK No.:	M9001
English Name:	YUNG Alan	Chinese Name:	翁亞倫
Parent Hospital:	Kowloon East Cluster	Current Position:	Resident

Quick Access

Training Experience
Surgical Records
Simulated Surgical Training
Active Assessment
Examinations

### Operation Summary

[Print Surgical Summary](#) | [Print Surgical Logbook](#)

[Back to Surgical records](#)

Category	Operation	No. of Cumulative Cases (Total / As Chief Surgeon)	Min Requirement (Total / As Chief Surgeon)	Status
> Cataract		0 / 0	200 / 100	
> Squint		0 / 0	15 / 0	
> Glaucoma		0 / 0	20 / 0	
> VR		0 / 0	15 / 0	
> Keratoplasty		0 / 0	3 / 0	
> Oculoplastics		0 / 0	15 / 0	
> Trauma		0 / 0	3 / 0	
> Intravitreal injections		0 / 0	10 / 10	
▼ Laser		0 / 0	100 / 100	
	YAG Cap	0 / 0	15 / 15	
	LPI	0 / 0	15 / 15	
	ALPI	0 / 0	3 / 3	
	ALT/SLT/MLT	0 / 0	5 / 5	
	PRP	0 / 0	20 / 20	
	Macular (Focal/ Grid)	0 / 0	15 / 15	
	Barrier	0 / 0	15 / 15	
Minor		0 / 0	0 / 0	✔
Others		0 / 0	0 / 0	✔

Email: cohk@netvigator.com  
© 2022 College of Ophthalmologists of Hong Kong | All Rights Reserved


### Steps

1. Select "Training Log Book – Surgical Records" from the menu.
2. Press <Operation Summary>.
3. The operation summary will be shown. Number of performed cases and the minimum requirements will be shown for each category.
4. ✔ will be indicated if the corresponding category has been fulfilled.

### Special button

Button	Description
Print Surgical Summary	➤ It exports the operation summary in Excel format.
Print Surgical Logbook	➤ It exports the surgical logbook in Excel format.
Back to Surgical Records	➤ It goes back to the surgical record list.

## 6.3 Simulated Surgical Training



香港眼科醫學院  
College of Ophthalmologists of Hong Kong

Welcome YUNG, Alan, Last Login: 07 Jun 2023 14:58

Change Password Logout

Profile Training Log Book Examination / Application




### Training Log Book

Type:	Basic Trainee	MCHK No.:	M9001
English Name:	YUNG Alan	Chinese Name:	龔亞倫
Parent Hospital:	Kowloon East Cluster	Current Position:	Resident

Quick Access

Training Experience | Surgical Records | **Simulated Surgical Training** | Active Assessment | Examinations


### Simulated Surgical Training

Type	Lecture Date and Time	Venue of Lecture	Practical Time	Venue of Practical	Recommendation
 Basic surgical Skill	01/02/2023 10:00	Hong Kong Eye Hospital	01/02/2023 13:30	Hong Kong Eye Hospital	Pending
 Basic surgical Skill	16/01/2023 14:00	Hong Kong Eye Hospital	16/01/2023 15:00	Hong Kong Eye Hospital	


Add

Email: cohk@netvigator.com  
© 2022 College of Ophthalmologists of Hong Kong | All Rights Reserved


### Steps

1. Select “Training Log Book – Simulated Surgical Training” from the menu.
2. Available records will be listed for reference.
3. Add record
  - a. Press <Add>.
  - b. It goes to the blank page for data input.
  - c. Input the mandatory information.
  - d. Press <Submit>.
4. Edit a record
  - a. Press  in front of the desired record.
  - b. It goes to the edit page.
  - c. Apply the necessary change(s).
  - d. Press <Save>.

### Notes

1. Validation will be applied. Appropriate error/warning message will be prompted when necessary.
2. Recommendation will be completed by the selected trainer.
3.  will be indicated if the recommendation has been completed.
4. Record with recommendation completed cannot be updated.

## 6.4 Active Assessments



香港眼科醫學院  
College of Ophthalmologists of Hong Kong

Welcome YUNG, Alan, Last Login: 07 Jun 2023 14:58

Change Password Logout

Profile Training Log Book Examination / Application

### Training Log Book

Type:	Basic Trainee	MCHK No.:	M9001
English Name:	YUNG Alan	Chinese Name:	龔亞倫
Parent Hospital:	Kowloon East Cluster	Current Position:	Resident

Quick Access

Training Experience
Surgical Records
Simulated Surgical Training
Active Assessment
Examinations



### Simulated Surgical Training

Type	Lecture Date and Time	Venue of Lecture	Practical Time	Venue of Practical	Recommendation
<input checked="" type="checkbox"/> Basic surgical Skill	01/02/2023 10:00	Hong Kong Eye Hospital	01/02/2023 13:30	Hong Kong Eye Hospital	Pending
<input checked="" type="checkbox"/> Basic surgical Skill	16/01/2023 14:00	Hong Kong Eye Hospital	16/01/2023 15:00	Hong Kong Eye Hospital	<input checked="" type="checkbox"/>

Add

Email: cohk@netvigator.com  
© 2022 College of Ophthalmologists of Hong Kong | All Rights Reserved


### Steps

1. Select “Training Log Book – Active Assessments” from the menu.
2. Available records will be listed for reference.
3. Add record
  - a. Press <Add>.
  - b. It goes to the blank page for data input.
  - c. Input the mandatory information.
  - d. Press <Submit>.
4. Enquiry a record
  - a. Press  in front of the desired record.
  - b. It goes to the enquiry page.
5. Delete a record
  - a. Press  at the end of the desired record.
  - b. Record will be deleted upon user confirmation.

### Notes

1. Validation will be applied. Appropriate error/warning message will be prompted when necessary.
2. Record cannot be updated after submission.
3. Assessment will be completed by the selected trainer.

## 6.5 Examinations



香港眼科醫學院  
College of Ophthalmologists of Hong Kong

Welcome YUNG, Alan, Last Login: 12 Jun 2023 15:53

Change Password Logout

Profile
Training Log Book
Examination / Application

### Training Log Book

Type:	Basic Trainee	MCHK No.:	M9001
English Name:	YUNG Alan	Chinese Name:	翁亞倫
Parent Hospital:	Kowloon East Cluster	Current Position:	Resident

Quick Access

Training Experience
Surgical Records
Simulated Surgical Training
Active Assessment
Examinations
▼

### Examinations


Examination	Date	Fee (HK\$)	Payment Status	Paid By	Equivalent	Result	Status
<input checked="" type="checkbox"/> AFCOphthHK Part A	27/02/2022	500	Paid	Bank Transfer	N/A	Pass	Rejected by College
<input checked="" type="checkbox"/> AFCOphthHK Part A	05/03/2021	0			Part A	Pass	Approved by College

Apply for Exemption


Email: cohk@netvigator.com

© 2022 College of Ophthalmologists of Hong Kong | All Rights Reserved

### Steps

1. Select “Training Log Book – Examinations” from the menu.
2. Following will be shown in the examination history
  - a. Applied examination exemption; AND
  - b. Part A, B, C and D examination with result available.
3. Enquiry a record
  - a. Press  in front of the desired record.
  - b. It goes to the enquiry page.

## 6.5.1 Apply for Exemption


香港眼科醫學院  
College of Ophthalmologists of Hong Kong
Welcome YUNG, Alan, Last Login: 07 Jun 2023 15:35  
[Change Password](#) [Logout](#)

Profile Training Log Book Examination / Application

### Apply for Exemption

<b>Trainee</b>	<input type="text" value="YUNG, Alan"/>	<b>Status</b>	<input type="text"/>
<b>Date</b>	<input type="text" value="-- Please select --"/>	<b>Examination</b>	<input type="text" value="-- Please select --"/>
<b>Exam Result</b>	<input type="radio"/> Fail <input type="radio"/> Partially Pass <input type="radio"/> Pass		
<b>Remarks</b>	<input style="width: 100%;" type="text"/>		<b>Certificate</b>
<b>Fee</b>	<input type="text" value="500"/>	<input type="button" value="Click to upload"/>	

---

**Payment**

**Payment Method**

Email: cohk@netvigator.com  
© 2022 College of Ophthalmologists of Hong Kong | All Rights Reserved


### Steps

1. Select "Training Log Book – Examinations" from the menu.
2. Trainee can apply for exemption as appropriate. Application should be submitted in this section.
3. Apply for exemption
  - a. Press <Apply for Exemption>.
  - b. It goes to the blank page for data input.
  - c. Input the mandatory information.
  - d. Press <Submit>.

### Notes

1. Validation will be applied. Appropriate error/warning message will be prompted when necessary.
2. Payment must be settled for submission.
3. Record cannot be updated after submission.
4. Application will be pending for the College approval after submission. Status will be updated according to the College decision.

## 6.6 Posts



香港眼科醫學院  
College of Ophthalmologists of Hong Kong

Welcome YUNG, Alan, Last Login: 07 Jun 2023 15:35

Change Password Logout

Profile
Training Log Book ▾
Examination / Application ▾

### Training Log Book

Type:	Basic Trainee	MCHK No.:	M9001
English Name:	YUNG Alan	Chinese Name:	翁亞倫
Parent Hospital:	Kowloon East Cluster	Current Position:	Resident

Quick Access

Training Experience
Surgical Records
Simulated Surgical Training
Active Assessment
Examinations ▾

### Research Posts, Fellowships, Sub-specialty Posts and Other Posts

Start Date	End Date	Post Held	Specialty	Hospital	Consultant
03/10/2022	18/11/2022	Co-ordinator	N/A	Hong Kong Eye Hospital	Kelly Kwan

Add

Email: cohk@netvigator.com  
© 2022 College of Ophthalmologists of Hong Kong | All Rights Reserved


### Steps

1. Select “Training Log Book – Posts” from the menu.
2. Available records will be listed for reference.
3. Add record
  - a. Press <Add>.
  - b. It goes to the blank page for data input.
  - c. Input the mandatory information.
  - d. Press <Submit>.
4. Edit a record
  - a. Press in front of the desired record.
  - b. It goes to the edit page.
  - c. Apply the necessary change(s).
  - d. Press <Save>.
5. Delete a record
  - a. Press at the end of the desired record.
  - b. Record will be deleted upon user confirmation.

### Notes

1. Validation will be applied. Appropriate error/warning message will be prompted when necessary.

## 6.7 Courses, Meetings and Workshops



香港眼科醫學院  
College of Ophthalmologists of Hong Kong

Welcome YUNG, Alan, Last Login: 07 Jun 2023 15:35

Change Password Logout

Profile
Training Log Book ▾
Examination / Application ▾

### Training Log Book

Type:	Basic Trainee	MCHK No.:	M9001
English Name:	YUNG Alan	Chinese Name:	龔亞倫
Parent Hospital:	Kowloon East Cluster	Current Position:	Resident

Quick Access

Training Experience
Surgical Records
Simulated Surgical Training
Active Assessment
Examinations ▾

### Courses, Meetings and Workshops

Date	Description of course	Location	Comments
19/12/2022	Conference	HKAM Jockey Club Bldg	Family medical

Add

Email: cohk@nelvigator.com  
 © 2022 College of Ophthalmologists of Hong Kong | All Rights Reserved


### Steps

1. Select “Training Log Book – Courses, Meetings and Workshops” from the menu.
2. Available records will be listed for reference.
3. Add record
  - a. Press <Add>.
  - b. It goes to the blank page for data input.
  - c. Input the mandatory information.
  - d. Press <Submit>.
4. Edit a record
  - a. Press in front of the desired record.
  - b. It goes to the edit page.
  - c. Apply the necessary change(s).
  - d. Press <Save>.
5. Delete a record
  - a. Press at the end of the desired record.
  - b. Record will be deleted upon user confirmation.

### Notes

1. Validation will be applied. Appropriate error/warning message will be prompted when necessary.

## 6.8 Research Projects


香港眼科醫學院  
College of Ophthalmologists of Hong Kong
Welcome YUNG, Alan, Last Login: 07 Jun 2023 15:35  
[Change Password](#) [Logout](#)

Profile
Training Log Book ▾
Examination / Application ▾

### Training Log Book

Type:	Basic Trainee	MCHK No.:	M9001
English Name:	YUNG Alan	Chinese Name:	黃亞倫
Parent Hospital:	Kowloon East Cluster	Current Position:	Resident

Quick Access

[Training Experience](#) | 
 [Surgical Records](#) | 
 [Simulated Surgical Training](#) | 
 [Active Assessment](#) | 
 [Examinations](#)

### Research Projects

Start Date	End Date	Description of Research	Hospital	Role
06/02/2023	10/02/2023	Family medicine	N/A	Data preparation

Add

Email: cohk@netvigator.com  
 © 2022 College of Ophthalmologists of Hong Kong | All Rights Reserved


### Steps

1. Select “Training Log Book – Research Projects” from the menu.
2. Available records will be listed for reference.
3. Add record
  - a. Press <Add>.
  - b. It goes to the blank page for data input.
  - c. Input the mandatory information.
  - d. Press <Submit>.
4. Edit a record
  - a. Press in front of the desired record.
  - b. It goes to the edit page.
  - c. Apply the necessary change(s).
  - d. Press <Save>.
5. Delete a record
  - a. Press at the end of the desired record.
  - b. Record will be deleted upon user confirmation.

### Notes

1. Validation will be applied. Appropriate error/warning message will be prompted when necessary.

## 6.9 Audit Activities



香港眼科醫學院  
College of Ophthalmologists of Hong Kong

Welcome YUNG, Alan, Last Login: 07 Jun 2023 15:35

Change Password Logout

Profile
Training Log Book ▾
Examination / Application ▾

### Training Log Book

Type:	Basic Trainee	MCHK No.:	M9001
English Name:	YUNG Alan	Chinese Name:	黃亞倫
Parent Hospital:	Kowloon East Cluster	Current Position:	Resident

Quick Access

Training Experience
Surgical Records
Simulated Surgical Training
Active Assessment
Examinations ▾

### Audit Activities

Start Date	End Date	Description	Result, Conclusion and action taken
06/03/2023	06/03/2023	Family medical	Obtained more information on family medicine

Add

Email: cohk@netvigator.com  
© 2022 College of Ophthalmologists of Hong Kong | All Rights Reserved


### Steps

1. Select “Training Log Book – Audit Activities” from the menu.
2. Available records will be listed for reference.
3. Add record
  - a. Press <Add>.
  - b. It goes to the blank page for data input.
  - c. Input the mandatory information.
  - d. Press <Submit>.
4. Edit a record
  - a. Press in front of the desired record.
  - b. It goes to the edit page.
  - c. Apply the necessary change(s).
  - d. Press <Save>.
5. Delete a record
  - a. Press at the end of the desired record.
  - b. Record will be deleted upon user confirmation.

### Notes

1. Validation will be applied. Appropriate error/warning message will be prompted when necessary.

## 6.10 Presentations



香港眼科醫學院  
College of Ophthalmologists of Hong Kong

Welcome YUNG, Alan, Last Login: 07 Jun 2023 15:35

[Change Password](#) [Logout](#)

[Profile](#) | [Training Log Book](#) | [Examination / Application](#)

### Training Log Book

Type:	Basic Trainee	MCHK No.:	M9001
English Name:	YUNG Alan	Chinese Name:	龔亞倫
Parent Hospital:	Kowloon East Cluster	Current Position:	Resident

Quick Access

Training Experience
Surgical Records
Simulated Surgical Training
Active Assessment
Examinations

### Presentation

Date	Name of Meeting	Location	Co-Presenters	Title
08/01/2023	Caring of the Eyes	HKAM Jockey Club Bldg		Importance of the Eyes Caring

[Add](#)

Email: cohk@netigator.com  
© 2022 College of Ophthalmologists of Hong Kong | All Rights Reserved


### Steps

1. Select "Training Log Book – Presentations" from the menu.
2. Available records will be listed for reference.
3. Add record
  - a. Press <Add>.
  - b. It goes to the blank page for data input.
  - c. Input the mandatory information.
  - d. Press <Submit>.
4. Edit a record
  - a. Press in front of the desired record.
  - b. It goes to the edit page.
  - c. Apply the necessary change(s).
  - d. Press <Save>.
5. Delete a record
  - a. Press at the end of the desired record.
  - b. Record will be deleted upon user confirmation.

### Notes

1. Validation will be applied. Appropriate error/warning message will be prompted when necessary.

## 6.11 Publications



香港眼科醫學院  
College of Ophthalmologists of Hong Kong

Welcome YUNG, Alan, Last Login: 07 Jun 2023 15:35

Change Password Logout

[Profile](#) | [Training Log Book](#) | [Examination / Application](#)

### Training Log Book

Type:	Basic Trainee	MCHK No.:	M9001
English Name:	YUNG Alan	Chinese Name:	龔亞倫
Parent Hospital:	Kowloon East Cluster	Current Position:	Resident

Quick Access

[Training Experience](#) | 
 [Surgical Records](#) | 
 [Simulated Surgical Training](#) | 
 [Active Assessment](#) | 
 [Examinations](#)

### Publications

Date	Journal Name	Title	1st Authors	Co-authors
01/2023	Eyes	Importance of the Eyes Caring	James Leung	Alan Yung

Add

Email: cohk@netvigator.com

© 2022 College of Ophthalmologists of Hong Kong | All Rights Reserved


### Steps

1. Select “Training Log Book – Publications” from the menu.
2. Available records will be listed for reference.
3. Add record
  - a. Press <Add>.
  - b. It goes to the blank page for data input.
  - c. Input the mandatory information.
  - d. Press <Submit>.
4. Edit a record
  - a. Press in front of the desired record.
  - b. It goes to the edit page.
  - c. Apply the necessary change(s).
  - d. Press <Save>.
5. Delete a record
  - a. Press at the end of the desired record.
  - b. Record will be deleted upon user confirmation.

### Notes

1. Validation will be applied. Appropriate error/warning message will be prompted when necessary.

## 6.12 Teaching Experiences



香港眼科醫學院  
College of Ophthalmologists of Hong Kong

Welcome YUNG, Alan, Last Login: 07 Jun 2023 15:35

[Change Password](#) [Logout](#)

Profile Training Log Book Examination / Application

### Training Log Book

Type:	Basic Trainee	MCHK No.:	M9001
English Name:	YUNG Alan	Chinese Name:	龔亞倫
Parent Hospital:	Kowloon East Cluster	Current Position:	Resident

Quick Access

Training Experience
Surgical Records
Simulated Surgical Training
Active Assessment
Examinations
▼

### Teaching Experience

Date	Group Name	Topic	Comments
16/05/2022	Eye Caring Community	Importance of the Eyes Caring	Health education to the public

[Add](#)

Email: cohk@netvigator.com  
© 2022 College of Ophthalmologists of Hong Kong | All Rights Reserved


### Steps

1. Select “Training Log Book – Teaching Experiences” from the menu.
2. Available records will be listed for reference.
3. Add record
  - a. Press <Add>.
  - b. It goes to the blank page for data input.
  - c. Input the mandatory information.
  - d. Press <Submit>.
4. Edit a record
  - a. Press in front of the desired record.
  - b. It goes to the edit page.
  - c. Apply the necessary change(s).
  - d. Press <Save>.
5. Delete a record
  - a. Press at the end of the desired record.
  - b. Record will be deleted upon user confirmation.

### Notes

1. Validation will be applied. Appropriate error/warning message will be prompted when necessary.

## 6.13 Membership



香港眼科醫學院  
College of Ophthalmologists of Hong Kong

Welcome YUNG, Alan, Last Login: 07 Jun 2023 15:35

Change Password Logout

[Profile](#) | [Training Log Book](#) | [Examination / Application](#)

### Training Log Book

Type:	Basic Trainee	MCHK No.:	M9001
English Name:	YUNG Alan	Chinese Name:	龔亞倫
Parent Hospital:	Kowloon East Cluster	Current Position:	Resident

Quick Access

Training Experience
Surgical Records
Simulated Surgical Training
Active Assessment
Examinations
▼

### Membership of Professional Organizations and Committees

Date	Name	Comments
07/09/2020	Eye Society	Member

Add

Email: cohk@nelvigator.com

© 2022 College of Ophthalmologists of Hong Kong | All Rights Reserved


### Steps

1. Select “Training Log Book – Membership” from the menu.
2. Available records will be listed for reference.
3. Add record
  - a. Press <Add>.
  - b. It goes to the blank page for data input.
  - c. Input the mandatory information.
  - d. Press <Submit>.
4. Edit a record
  - a. Press in front of the desired record.
  - b. It goes to the edit page.
  - c. Apply the necessary change(s).
  - d. Press <Save>.
5. Delete a record
  - a. Press at the end of the desired record.
  - b. Record will be deleted upon user confirmation.

### Notes

1. Validation will be applied. Appropriate error/warning message will be prompted when necessary.

## 6.14 Leave Records



香港眼科醫學院  
College of Ophthalmologists of Hong Kong

Welcome YUNG, Alan, Last Login: 15 Jun 2023 10:56

Change Password Logout

[Profile](#) | [Training Log Book](#) | [Examination / Application](#)

### Training Log Book

Type:	Higher Trainee	MCHK No.:	M9001
English Name:	YUNG Alan	Chinese Name:	龔亞倫
Parent Hospital:	Kowloon East Cluster	Current Position:	Resident


Quick Access

[Training Experience](#) | [Surgical Records](#) | [Simulated Surgical Training](#) | [Active Assessment](#) | [Examinations](#) ▲

[Posts](#) | [Courses, Meetings and Workshops](#) | [Research Projects](#) | [Audit Activities](#) | [Presentations](#) | [Publications](#)


[Teaching Experiences](#) | [Membership](#) | **[Leave Records](#)**

### Leave Records

Date	Leave Type/ Deployment	No. of Leave Days
 07/03/2022 ~ 11/03/2022	Annual Leave	5

Email: cohk@netvigator.com  
© 2022 College of Ophthalmologists of Hong Kong | All Rights Reserved

### Steps

1. Select “Training Log Book – Leave Records” from the menu.
2. Leave records will be inputted by Department Secretary.
3. Available records will be listed for reference.
4. Enquiry a record
  - a. Press  in front of the desired record.
  - b. It goes to the enquiry page.

## 7 Examination/Application

### 7.1 Part A Examination

The screenshot displays the user interface for the Part A Examination application. At the top, there is a navigation bar with the College of Ophthalmologists of Hong Kong logo and name, and a user profile section for YUNG, Alan, with a last login time of 07 Jun 2023 15:35. Below the navigation bar, there is a breadcrumb trail: Profile > Training Log Book > Examination / Application. The main content area is titled "Examination / Application" and features a "Quick Access" section with buttons for "Part A Examination", "Part B Examination", "Higher Training Application", "Part C Examination", and "Part D Examination". The "Part A Examination" section is expanded, showing details such as Examination Title (AFCOphthHK Part A Examination 2023), Examination Date (9 Jul 2023), Open Application Date (01/03/2023), Close Application Date (30/04/2023), and Examination Fee (Full Examination: HK\$4410). Below this, there is an "Information" section with "Prerequisite" (The candidate must be registered with the the Medical Council of Hong Kong.) and "Format" (3-hour written examination. 90 Multiple choice questions (MCQ) on basic sciences related to ophthalmology, optics, ophthalmic investigative techniques, and generic issues of medical practice.). An "Apply for Examination" button is visible at the bottom of the section. Below the application details, there is an "Examination Application History" section with a table header: Submission Date, Type, Fee(HK\$), Payment Status, Paid by, Application Status, Exam Result. The table currently shows "No Data". At the bottom of the page, there is a footer with contact information: Email: cohk@netvigator.com and © 2022 College of Ophthalmologists of Hong Kong | All Rights Reserved.


#### Steps

1. Select "Examination/Application – Part A Examination" from the menu.
2. Examination information will be shown if the examination is during application period.
3. <Apply for Examination> will be available if
  - a. No application has been submitted before; OR
  - b. Previous examination result is failed.
4. Apply for examination
  - a. Press <Apply for Exemption>.
  - b. It goes to the important notice. Press <Next> after reading the notice.
  - c. Application form has been filled in by the system.
  - d. Complete the declaration and press <Submit>.
  - e. Application has been submitted. It goes to next screen for providing the payment information.
  - f. Payment must be settled for the College approval.
  - g. Press <Pay Now> to complete/submit the payment process/information.

#### Notes

1. Validation will be applied. Appropriate error/warning message will be prompted when necessary.
2. Application submission email notification and payment reminder will be sent to the trainee upon successful application submission.
3. Application cannot be updated after submission.
4. Payment settled application will be pending for the College approval. Status will be updated according to the College decision.

## 7.1.1 Application Enquiry



香港眼科醫學院  
College of Ophthalmologists of Hong Kong

Welcome YUNG, Alan, Last Login: 12 Jun 2023 15:26

Change Password Logout

Profile Training Log Book Examination / Application

### Examination / Application

Quick Access

Part A Examination
Part B Examination
Higher Training Application
Part C Examination
Part D Examination

#### Part A Examination

**Examination Title:** AFCOphthHK Part A Examination 2023  
**Examination Date:** 9 Jul 2023  
**Open Application Date:** 01/03/2023  
**Close Application Date:** 30/06/2023  
**Examination Fee:** Full Examination: HK\$4410

---

**Information:**

**Prerequisite:**  
The candidate must be registered with the the Medical Council of Hong Kong.

**Format:**  
3-hour written examination. 90 Multiple choice questions (MCQ) on basic sciences related to ophthalmology, optics, ophthalmic investigative techniques, and generic issues of medical practice.

Not Applicable

#### Examination Application History

Submission Date	Type	Fee(HK\$)	Payment Status	Paid by	Application Status	Exam Result
07/06/2023	Full Examination	4410	Paid	Bank Transfer	Approved by College	Pending
07/03/2023	Full Examination	4410	Pending	N/A (unpaid)	Rejected by College	N/A

Email: cohk@netvigator.com  
© 2022 College of Ophthalmologists of Hong Kong | All Rights Reserved

### Steps

1. Select “Examination/Application – Part A Examination” from the menu.
2. Application history will be shown for reference.
3. Enquiry a record
  - a. Click on the desired application.
  - b. It goes to the enquiry page.
4. Update payment information
  - a. Click on the desired application.
  - b. It goes to the edit page.
  - c. Input the payment information.
  - d. Press <Pay Now>.

### Notes

1. Validation will be applied. Appropriate error/warning message will be prompted when necessary.

## 7.2 Part B Examination

The screenshot displays the user interface for the Part B Examination. At the top, there is a header with the College of Ophthalmologists of Hong Kong logo and name, a user welcome message for YUNG, Alan, and a last login timestamp. Below the header is a navigation bar with options like 'Profile', 'Training Log Book', and 'Examination / Application'. The main content area is titled 'Examination / Application' and features a 'Quick Access' menu with buttons for 'Part A Examination', 'Part B Examination' (which is highlighted), 'Higher Training Application', 'Part C Examination', and 'Part D Examination'. The 'Part B Examination' section provides detailed information including the examination title, dates, application fees, prerequisites, format, and failure/re-sit policies. At the bottom of this section is an 'Apply for Examination' button. Below the main content is an 'Examination Application History' section with a table header and a 'No Data' message. The footer contains contact information and copyright details.

**College of Ophthalmologists of Hong Kong**

Welcome YUNG, Alan, Last Login: 12 Jun 2023 15:53  
Change Password Logout

Profile Training Log Book Examination / Application

**Examination / Application**

Quick Access  
Part A Examination **Part B Examination** Higher Training Application Part C Examination Part D Examination

**Part B Examination**

**Examination Title:** AFCOphthHK Part B Examination 2022  
**Examination Date:** 11 - 22 September 2023  
**Open Application Date:** 01/03/2023  
**Close Application Date:** 30/06/2023  
**Examination Fee:** Full Examination: HK\$30330  
5-7 sections: HK\$30330  
1-4 sections: HK\$18780

**Information:**

**Prerequisite:**  
Passed Part A examination and completion of at least 20 months of Basic Ophthalmology Training.

**Format:**  
Written, oral and clinical components, including practical refraction. There are eight stations in total:

- Written examination: 60 multiple choice questions, 2 hours in total.
- Clinical refraction: 30 minutes in which objective and subjective refraction is performed on a patient in the presence of 2 examiners

Objective structured clinical examination (OSCE) comprising of 3 stations, 20 minutes each with emphasis on the following:

- Anterior segment
- Posterior segment
- Neurology and medicine in relation to ophthalmology"

Viva examination comprising of 3 stations, 20 minutes each with emphasis on the following:

- Clinical ophthalmology
- Medicine & neurology in relation to ophthalmology
- Principles of good medical practice & ocular pathology"

**Failure & re-sit:**  
If a candidate fails one or more stations, he/she only needs to re-sit the failed station(s).

Apply for Examination

**Examination Application History**

Submission Date	Type	Fee(HK\$)	Payment Status	Paid by	Application Status	Exam Result
No Data						

Email: coha@netvigator.com  
© 2022 College of Ophthalmologists of Hong Kong | All Rights Reserved

### Steps

1. Select "Examination/Application – Part B Examination" from the menu.
2. Examination information will be shown if the examination is during application period.
3. <Apply for Examination> will be available if
  - a. Part A examination has been passed or exempted (if exempted, need to specify exam, date passed and submit proof);  
AND
  - b. 20 months of basic training has been completed according to the examination date;  
AND
  - c. No application has been submitted before; OR  
Previous examination result is failed.
4. Apply for examination
  - a. Press <Apply for Exemption>.

- b. It goes to the important notice. Press <Next> after reading the notice.
- c. Application form has been filled in by the system.
- d. Application fee
  - Full examination will be selected and cannot be changed for the first-time application
  - Appropriate option should be selected manually when re-sit
- e. COS/Trainer endorsement
  - Select the endorser
- f. Complete the declaration and press <Submit>.

#### Notes

1. Validation will be applied. Appropriate error/warning message will be prompted when necessary.
2. Application submission email notification will be sent to the trainee upon successful application submission.
3. Application cannot be updated after submission.
4. Payment reminder will be sent to the trainee as appropriate.
5. Payment settled application will be pending for the College approval. Status will be updated according to the College decision.

## 7.2.1 Application Enquiry

College of Ophthalmologists of Hong Kong

Welcome YUNG, Alan, Last Login: 13 Jun 2023 16:35

Change Password Logout

Profile Training Log Book Examination / Application

Examination / Application

Quick Access

Part A Examination **Part B Examination** Higher Training Application Part C Examination Part D Examination

**Part B Examination**

**Examination Title:** AFCOphthHK Part B Examination 2022  
**Examination Date:** 11 - 22 September 2023  
**Open Application Date:** 01/03/2023  
**Close Application Date:** 30/06/2023  
**Examination Fee:** Full Examination: HK\$30330  
 5-7 sections: HK\$30330  
 1-4 sections: HK\$16780

**Information:**

**Prerequisite:**  
Passed Part A examination and completion of at least 20 months of Basic Ophthalmology Training.

**Format:**  
Written, oral and clinical components, including practical refraction. There are eight stations in total:

- Written examination: 60 multiple choice questions, 2 hours in total.
- Clinical refraction: 30 minutes in which objective and subjective refraction is performed on a patient in the presence of 2 examiners

Objective structured clinical examination (OSCE) comprising of 3 stations, 20 minutes each with emphasis on the following:

- Anterior segment
- Posterior segment
- Neurology and medicine in relation to ophthalmology

Viva examination comprising of 3 stations, 20 minutes each with emphasis on the following:

- Clinical ophthalmology
- Medicine & neurology in relation to ophthalmology
- Principles of good medical practice & ocular pathology

**Failure & re-sit:**  
If a candidate fails one or more stations, he/she only needs to re-sit the failed station(s).

Not Applicable

**Examination Application History**

Submission Date	Type	Fee(HK\$)	Payment Status	Paid by	Application Status	Exam Result
12/06/2023	Full Examination	30330	Paid	Bank Transfer	Endorsed by Trainer/CCS	N/A

Email: cohk@i4navigator.com  
© 2022 College of Ophthalmologists of Hong Kong | All Rights Reserved

### Steps

1. Select "Examination/Application – Part B Examination" from the menu.
2. Application history will be shown for reference.
3. Enquiry a record
  - a. Click on the desired application.
  - b. It goes to the enquiry page.
4. Update payment information
  - a. Click on the desired application.
  - b. It goes to the edit page.
  - c. Input the payment information.
  - d. Press <Pay Now>.

### Notes

1. Validation will be applied. Appropriate error/warning message will be prompted when necessary.

## 7.3 High Training Application

The screenshot displays the user interface for the College of Ophthalmologists of Hong Kong. At the top, there is a navigation bar with the college's logo and name on the left, and a user welcome message 'Welcome YUNG, Alan, Last Login: 13 Jun 2023 16:35' along with 'Change Password' and 'Logout' buttons on the right. Below the navigation bar, there is a 'Quick Access' section with buttons for 'Part A Examination', 'Part B Examination', 'Higher Training Application' (highlighted in red), 'Part C Examination', and 'Part D Examination'. Underneath, there is a 'Higher Training Application History' section with a table header containing 'Submission Date', 'Fee(HK\$)', 'Payment Status', 'Paid by', and 'Application Status'. The table body is currently empty, showing 'No Data'. A red button labeled 'Apply for Higher Training' is positioned below the table. At the bottom of the page, there is a footer with the email 'cohk@netvigator.com' and the copyright notice '© 2022 College of Ophthalmologists of Hong Kong | All Rights Reserved'.


### Steps

1. Select “Examination/Application – Higher Training Application” from the menu.
2. <Apply for Higher Training> will be available if
  - a. No application has been submitted before; OR
  - b. Previous application is rejected.
3. Apply for higher training
  - a. Press <Apply for High Training>.
  - b. Application form has been filled in by the system.
  - c. Supporting document should be provided.
  - d. COS/Trainer endorsement
    - Select the endorser
  - e. Complete the declaration and press <Submit>.

### Notes

1. Validation will be applied. Appropriate error/warning message will be prompted when necessary.
2. Application submission email notification will be sent to the trainee upon successful application submission.
3. Application cannot be updated after submission.
4. Payment reminder will be sent to the trainee as appropriate.
5. Payment settled application will be pending for the College approval. Status will be updated according to the College decision.
6. Application result email notification will be sent to the trainee after the College approval.

### 7.3.1 Application Enquiry


 香港眼科醫學院  
 College of Ophthalmologists of Hong Kong

Welcome YUNG, Alan, Last Login: 13 Jun 2023 17:00  
 Change Password Logout

Profile Training Log Book Examination / Application

**Examination / Application**  
 Quick Access  
 Part A Examination | Part B Examination | **Higher Training Application** | Part C Examination | Part D Examination

**Higher Training Application History**

Submission Date	Fee(HK\$)	Payment Status	Paid by	Application Status
13/06/2023	500	Pending	N/A (unpaid)	Endorsed by Trainer/COS

Not Applicable

Email: cohk@netvigator.com  
 © 2022 College of Ophthalmologists of Hong Kong | All Rights Reserved

#### Steps

1. Select “Examination/Application – Higher Training Application” from the menu.
2. Application history will be shown for reference.
3. Enquiry a record
  - a. Click on the desired application.
  - b. It goes to the enquiry page.
4. Update payment information
  - a. Click on the desired application.
  - b. It goes to the edit page.
  - c. Input the payment information.
  - d. Press <Pay Now>.

#### Notes

1. Validation will be applied. Appropriate error/warning message will be prompted when necessary.

## 7.4 Part C Examination

The screenshot displays the user interface for the Part C Examination. At the top, the College of Ophthalmologists of Hong Kong logo and name are visible, along with a user welcome message for YUNG, Alan and a last login timestamp. A navigation bar includes links for Profile, Training Log Book, and Examination / Application. The main content area is titled 'Examination / Application' and features a 'Quick Access' menu with buttons for Part A, Part B, Higher Training Application, Part C (highlighted), and Part D examinations. Below this, the 'Part C Examination' section provides detailed information:

- Examination Title:** AFCOphthHK Part C Examination 2023
- Examination Date:** 9 - 20 October 2023
- Open Application Date:** 01/03/2023
- Close Application Date:** 30/06/2023
- Examination Fee:** All sections: HK\$30300; Re-sit one section: HK\$18760

The 'Information' section includes prerequisites (passed Part B and 36 months of training) and the exam format (four parts: written questions, critical appraisal, communication, and clinical case). A 'Failure & re-sit' section explains the re-attempt process. An 'Apply for Examination' button is prominently displayed.

Below the main content is an 'Examination Application History' table with columns for Submission Date, Type, Fee(HKS), Payment Status, Paid by, Application Status, and Exam Result. The table currently shows 'No Data'.

At the bottom, contact information for iFour Limited is provided, including an email address and copyright notice for 2022.

### Steps

1. Select "Examination/Application – Part C Examination" from the menu.
2. Examination information will be shown if the examination is during application period.
3. <Apply for Examination> will be available if
  - a. 36 months of higher training has been completed according to the examination date; AND
  - b. No application has been submitted before; OR Previous examination result is failed.
4. Apply for examination
  - a. Press <Apply for Exemption>.
  - b. It goes to the important notice. Press <Next> after reading the notice.
  - c. Application form has been filled in by the system.
  - d. Application fee
    - Full examination will be selected and cannot be changed for the first-time application
    - Appropriate option should be selected manually when re-sit
  - e. COS/Trainer endorsement

- Select the endorser
- f. Complete the declaration and press <Submit>.

#### Notes

1. Validation will be applied. Appropriate error/warning message will be prompted when necessary.
2. Application submission email notification will be sent to the trainee upon successful application submission.
3. Application cannot be updated after submission.
4. Payment reminder will be sent to the trainee as appropriate.

## 7.4.1 Application Enquiry

The screenshot shows the user interface for the Part C Examination application enquiry. At the top, there is a header with the College of Ophthalmologists of Hong Kong logo and name, and a user welcome message for YUNG, Alan, with a last login date of 14 Jun 2023 15:18. Below the header, there is a navigation bar with 'Examination / Application' selected. The main content area is titled 'Examination / Application' and features a 'Quick Access' menu with options for Part A, B, C, and D examinations. The 'Part C Examination' section is expanded, showing details such as the examination title, dates, fees, and prerequisites. A table below shows the examination application history with one entry for 14/06/2023. The footer contains contact information and copyright details.

**Examination / Application**

Quick Access

Part A Examination | Part B Examination | Higher Training Application | **Part C Examination** | Part D Examination

**Part C Examination**

**Examination Title:** AFCOphthHK Part C Examination 2023  
**Examination Date:** 9 - 20 October 2023  
**Open Application Date:** 01/03/2023  
**Close Application Date:** 30/06/2023  
**Examination Fee:** All sections: HK\$30330  
 Re-sit one section: HK\$18760

**Information:**

**Prerequisite:**  
Passed Part B examination and completed at least 36 months of Higher Training

**Format:**  
There are four parts in total:

1. A written examination consisting of 4 questions to be completed in 3 hours. These questions can be in the format of essays, case scenarios or short notes.
2. Critical appraisal of scientific publications/articles. Three articles from any of the following ophthalmic subspecialties (anterior / posterior segment, glaucoma, oculoplastics, pediatrics, neuro-ophthalmology) will be selected by the Examination Subcommittee. Candidates will be given one article to appraise one hour prior to their examination. The article will then be discussed with a panel of examiners for 20 minutes.
3. Communication: The candidates will be evaluated by a panel of examiners for 20 minutes on their communication skills regarding treatment & management and/or consent in various ophthalmology scenarios.
4. A 45-minute examination of one clinical case. The history-taking and clinical examination are conducted in the presence of a panel of examiners for 20 minutes; and the case is presented and discussed in the remaining 25 minutes.

**Failure & re-sit:**  
If a candidate fails one part of the examination, only the concerned part needs to be re-attempted. However, if an overall pass cannot be achieved at the next sitting, or if the candidate fails more than one part, all parts will need to be re-taken.

Not Applicable

**Examination Application History**

Submission Date	Type	Fee(HKS)	Payment Status	Paid by	Application Status	Exam Result
14/06/2023	All sections	30330	Pending	N/A (unpaid)	Endorsed by Trainee/COG	N/A

Email: coha@hkei.edu.hk  
 © 2022 College of Ophthalmologists of Hong Kong | All Rights Reserved

### Steps

1. Select "Examination/Application – Part C Examination" from the menu.
2. Application history will be shown for reference.
3. Enquiry a record
  - a. Click on the desired application.
  - b. It goes to the enquiry page.
4. Update payment information
  - a. Click on the desired application.
  - b. It goes to the edit page.
  - c. Input the payment information.
  - d. Press <Pay Now>.

### Notes

1. Validation will be applied. Appropriate error/warning message will be prompted when necessary.

## 7.5 Part D Examination

College of Ophthalmologists of Hong Kong

Welcome YUNG, Alan, Last Login: 14 Jun 2023 15:18

Change Password Logout

Profile Training Log Book Examination / Application

### Examination / Application

Quick Access

Part A Examination Part B Examination Higher Training Application Part C Examination **Part D Examination**

#### Part D Examination

**Examination Title:** FCOphthHK Part D Examination 2023  
**Examination Date:** 6 - 17 November 2023  
**Open Application Date:** 25/02/2023  
**Close Application Date:** 30/06/2023  
**Examination Fee:** Full Examination: HK\$5040

**Information:** **Prerequisite:** Passed part C examination and completed at least 48 months of Higher Training  
**Format:** Logbook inspection and assessment (30 minutes)

Apply for Examination

#### Examination Application History

Submission Date	Type	Fee(HK\$)	Payment Status	Paid by	Application Status	Exam Result
No Data						

Email: [cohk@netvigator.com](mailto:cohk@netvigator.com)  
 © 2022 College of Ophthalmologists of Hong Kong | All Rights Reserved

### Steps

1. Select “Examination/Application – Part D Examination” from the menu.
2. Examination information will be shown if the examination is during application period.
3. <Apply for Examination> will be available if
  - a. Part C examination has been passed;  
AND
  - b. 48 months of higher training has been completed according to the examination date;  
AND
  - c. No application has been submitted before; OR  
Previous examination result is failed.
4. Apply for examination
  - a. Press <Apply for Exemption>.
  - b. It goes to the important notice. Press <Next> after reading the notice.
  - c. Application form has been filled in by the system.
  - d. COS/Trainer endorsement
    - Select the endorser
  - e. Complete the declaration and press <Submit>.

### Notes

1. Validation will be applied. Appropriate error/warning message will be prompted when necessary.
2. Application submission email notification will be sent to the trainee upon successful application submission.
3. Application cannot be updated after submission.
4. Payment reminder will be sent to the trainee as appropriate.

## 7.5.1 Application Enquiry

香港眼科醫學院  
 College of Ophthalmologists of Hong Kong

Welcome YUNG, Alan, Last Login: 14 Jun 2023 15:18  
 Change Password Logout

Profile Training Log Book Examination / Application

**Examination / Application**  
 Quick Access  
 Part A Examination Part B Examination Higher Training Application Part C Examination **Part D Examination**

**Part D Examination**  
**Examination Title:** FCOphthHK Part D Examination 2023  
**Examination Date:** 6 - 17 November 2023  
**Open Application Date:** 25/02/2023  
**Close Application Date:** 30/08/2023  
**Examination Fee:** Full Examination: HK\$5040

**Information:** **Prerequisite:** Passed part C examination and completed at least 48 months of Higher Training  
**Format:** Logbook inspection and assessment (30 minutes)

Not Applicable

**Examination Application History**

Submission Date	Type	Fee(HK\$)	Payment Status	Paid by	Application Status	Exam Result
14/06/2023	Full Examination	5040	Pending	N/A (unpaid)	Endorsed by Trainee/COS	N/A

Email: cohk@netivigator.com  
 © 2022 College of Ophthalmologists of Hong Kong | All Rights Reserved

### Steps

1. Select “Examination/Application – Part D Examination” from the menu.
2. Application history will be shown for reference.
3. Enquiry a record
  - a. Click on the desired application.
  - b. It goes to the enquiry page.
4. Update payment information
  - a. Click on the desired application.
  - b. It goes to the edit page.
  - c. Input the payment information.
  - d. Press <Pay Now>.

### Notes

1. Validation will be applied. Appropriate error/warning message will be prompted when necessary.